

MiraFlor MVERS Plus



Moisture Vapor Mitigation System


Miracote MVERS+ provides protection for up to 24lbs./1,000sq.ft./24hrs, and 99% relative humidity.

Architects, designers and engineers can now specify commercial flooring products with greater confidence because of Miracote MVERS+.

As a general rule, most flooring manufacturers (rubber backed carpet, tile, vinyl, wood or resinous) do not recommend installing their products on concrete slab surfaces when MVERs exceed 3.0 lbs/1,000 sq. ft./24 hrs per ASTM F1869 or when the concrete substrate's internal relative humidity exceeds 75% per ASTM F2170.

MVERs + Advantages:

- Impermeable - for non-breathing floor systems
- High compressive, flexural and tensile strengths
- Environmentally friendly, zero VOC, 100% solids
- Low odor during placement and cure
- Can be applied over on-grade concrete that is not fully cured
- For above and below grade concrete
- Can be applied at temperatures down to 40oF (4oC)
- 10 year warranty - visit miracote.com for details
- Eliminates effects of moisture vapor emissions
- Resin-based • Applied in a single application
- Negative side application (on top of concrete)
- Can contribute to LEED certification
- Miracote resinous flooring systems can be applied directly to the primer, as well as some resilient floor coverings. Consult Crossfield for recommendations.
- Optional polymerized cementitious intermediate coatings available for vinyl, tile, rubber, wood, carpet and other floorings.

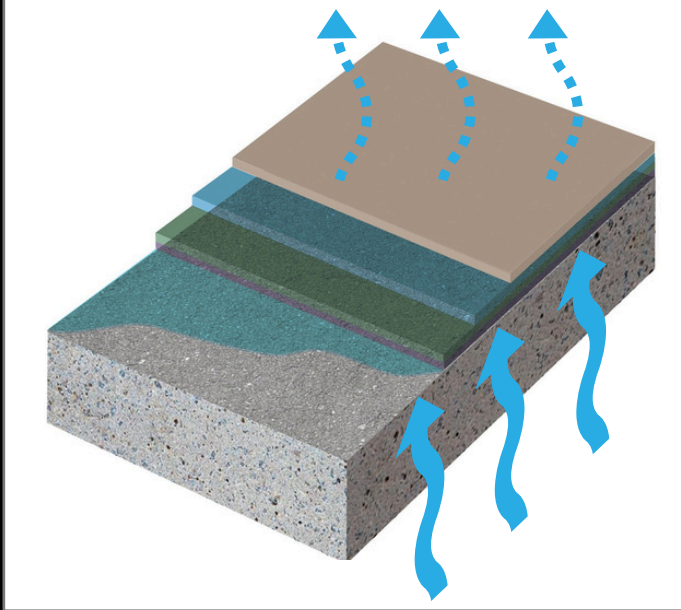


Testing Standards	Miracote MVERS+
ASTMF1869	MVER up to 10lbs. or less - 10 mil thickness MVER up to 10lbs. to 15lbs. thickness MVER up to 15lbs. to 24lbs. thickness
ASTM FF2170 or 2420	84% or less relative humidity - 10 mil thickness 88% to 90% relative humidity - 12 mil thickness 90% to 99% relative humidity - 16 mil thickness

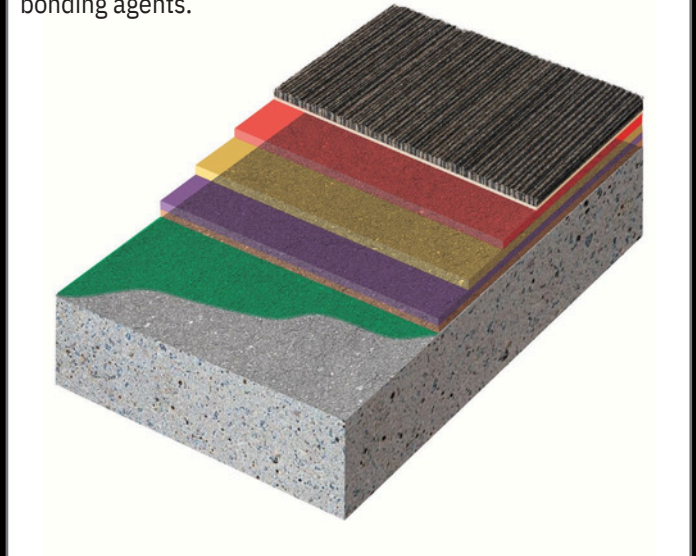
Understanding Moisture Vapor Transmission (MVT)

Moisture Vapor Transmission is the movement of water vapor from “high to low” concentrations, as it attempts to reach equilibrium in its environment. Since concrete is a porous material, moisture vapor can move freely through it, potentially having adverse effects on flooring materials. Choosing the right moisture vapor mitigation system is critical to long-term quality flooring systems.

Vapor permeable flooring systems allow moisture vapor to pass through in both directions, allowing moisture to out-migrate from the slab below, but severely restricting liquid penetration from the top side.



Vapor impermeable flooring systems don't allow moisture to pass through, so pressure can build up, and cause disbondment/ adhesive failure. It's critical to specify an impermeable primer that can withstand higher Moisture Vapor Emission Rates (MVER), meets ASTM standards, and is compatible with the flooring manufacturer's product and its bonding agents.



Environmental Problems:

- Highwater table
- Drainage deposits
- Residual water from run-off, irrigation, etc.
- Broken plumbing
- Lack of, or the improper installation of a positive side (beneath the concrete slab) moisture vapor barrier
- Free moisture (moisture not used in the hydration of cement) in a relatively new concrete slab

Concrete Problems:

- **pH:** Alkalinity pH problems are noticeable as white efflorescent powder residue deposited on the substrate, especially joints and cracks. It is a sign that excessive moisture is present.
- **Capillary Action:** Concrete is porous and moisture can travel through its capillaries.

Moisture Vapor Damage:

- Causes costly repairs and damages reputations
- Results in disbondment, blistering, pin holes, chipping and pitting, adhesive reversion, and cracking and heaving
- Compromises the most meticulously installed flooring
- Creates potentially unsafe tripping obstacles
- Introduces health concerns / Sick Building Syndrome
- Aids the growth of algae, bacteria, mildew and mold

Escalating Factors:

- Fast track construction(getting “on” the slab too early)
- Use of lightweight aggregates
- Tighter building envelopes
- EPA and AQMD restrictions
- Land limits (building on marginal lands with high water tables)
- Changes in concrete mix designs



West Coast: 310.886.9100
Central: 210-888-0449
East Coast: 908.245.2800